

TAKE
URBAN LIVING
TO THE NEXT LEVEL.

**600X
600MM**

 **FULL BODY**
vitrified tiles



FULL BODY SIZES

600x600mm

TAKE
URBAN LIVING
TO THE NEXT LEVEL.

A collection endowed with character, capable of uniting history and avant-garde in the same space with all the charm of a retro design that combines bright or pastel shades with the latest technologies.



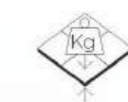
LET YOUR
SPACE REFLECT
TRANQUILLITY

Available Thickness

9MM



• Weather resistant.



• High tensile strength.



• Tress-resistant.



• Rust and fire-resistant.



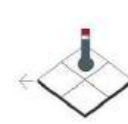
• Easy to install even without adhesives or filler.



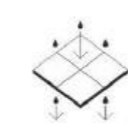
• Easy to clean due to the lack of adhesives and filler.



• Ideal for paving outdoor installations, including raised paving.



• Highly resistant to changes in temperature.



• Good drainage, facilitates the flow of water and rainfall, eliminating harmful stagnation.



• Easily inspected and functional, allows installation and maintenance of cabling and pipework

ROCK

Satin Surface



DYNAMIC

Polished Surface



URBAN

Rustic Surface (Punch)




ROYAL

Satin Surface




TAKE
URBAN LIVING
TO THE NEXT LEVEL.

A collection endowed with character, capable of uniting history and avant-garde in the same space with all the charm of a retro design that combines bright or pastel shades with the latest technologies.




ROCK WHITE

Satin Surface
9mm



DYNAMIC WHITE

Polished Surface
9mm



URBAN WHITE

Rustic Surface (Punch)
9mm




Preview of
DYNAMIC WHITE (Polished Surface)




ROCK CREMA

Satin Surface
9mm



DYNAMIC CREMA

Polished Surface
9mm



URBAN CREMA

Rustic Surface (Punch)
9mm




Preview of
DYNAMIC CREMA (Polished Surface)



ROCK SILVER

Satin Surface
9mm



DYNAMIC SILVER

Polished Surface
9mm




URBAN SILVER

Rustic Surface (Punch)
9mm




Preview of
ROCK SILVER (Satin Surface)




ROCK GREY

Satin Surface
9mm



DYNAMIC GREY

Polished Surface
9mm




URBAN GREY

Rustic Surface (Punch)
9mm




Preview of
ROCK GREY (Satin Surface)




ROCK BLACK

Satin Surface
9mm



DYNAMIC BLACK

Polished Surface
9mm




URBAN BLACK

Rustic Surface (Punch)
9mm




Preview of
ROCK BLACK (Satin Surface)




ROCK BROWN

Satin Surface
9mm



DYNAMIC BROWN

Polished Surface
9mm




URBAN BROWN

Rustic Surface (Punch)
9mm




Preview of
DYNAMIC BROWN (Polished Surface)




ROCK VERDE

Satin Surface
9mm



DYNAMIC VERDE

Polished Surface
9mm




URBAN VERDE

Rustic Surface (Punch)
9mm




Preview of
DYNAMIC VERDE (Rustic Surface)




ROCK COPPER

Satin Surface
9mm



DYNAMIC COPPER

Polished Surface
9mm



URBAN COPPER

Rustic Surface (Punch)
9mm



Preview of
ROCK COPPER (Rustic Surface)



ROCK GOLD

Satin Surface
9mm



DYNAMIC GOLD

Polished Surface
9mm




URBAN GOLD

Rustic Surface (Punch)
9mm




Preview of
DYNAMIC GOLD (Rustic Surface)




ROCK SANDY

Satin Surface
9mm



DYNAMIC SANDY

Polished Surface
9mm




URBAN SANDY

Rustic Surface (Punch)
9mm




Preview of
ROCK SANDY (Satin Surface)




ROCK CHOCO

Satin Surface
9mm



DYNAMIC CHOCO

Polished Surface
9mm




URBAN CHOCO

Rustic Surface (Punch)
9mm




Preview of
DYNAMIC CHOCO (polished Surface)




ROCK DOVE

Satin Surface
9mm



DYNAMIC DOVE

Polished Surface
9mm



URBAN DOVE

Rustic Surface (Punch)
9mm



Preview of
ROCK DOVE (Satin Surface)




ROYAL STEEL GREY

Satin Surface
9mm



DYNAMIC STEEL GREY

Polished Surface
9mm



URBAN STEEL GREY

Rustic Surface (Punch)
9mm



Preview of
ROYAL STEEL GREY (Satin Surface)




ROYAL IRIS

Satin Surface
9mm



DYNAMIC IRIS

Polished Surface
9mm




URBAN IRIS

Rustic Surface (Punch)
9mm




Preview of
ROYAL IRIS (Satin Surface)




ROYAL KOTA

Satin Surface
9mm



DYNAMIC KOTA

Polished Surface
9mm




URBAN KOTA

Rustic Surface (Punch)
9mm




Preview of
ROYAL KOTA (Rustic Surface)



ROYAL SUPER WHITE

Satin Surface
9mm




DYNAMIC SUPER WHITE

Polished Surface
9mm


Preview of
ROYAL SUPER WHITE (Satin Surface)






ROYAL JET BLACK

Satin Surface
9mm



DYNAMIC JET BLACK


Polished Surface
9mm



Preview of
ROYAL JET BLACK (Polished Surface)

 **FULL BODY**
vitrified tiles

 **FOR-MAT**
600X600MM




ROCK NERO

Satin Surface
9mm

 **FULL BODY**
vitrified tiles

 **FOR-MAT**
600X600MM



ROYAL BRONZE

Satin Surface
9mm

TECHNICAL SPECIFICATION

Sr. No.	CHARACTERISTICS	STANDARD AS PER ISO-13006 / EN14411 GROUP BIA	OUR VALUE	TEST METHOD
REGULATORY PROPERTIES				
01	Deviation in length & width	± 0.50%	± 0.20%	ISO-10545-2
02	Deviation in thickness	± 5.00%	± 4.00%	ISO-10545-2
03	Straightness of sides	± 0.50%	± 0.10%	ISO-10545-2
04	Rectangularity	± 0.50%	± 0.20%	ISO-10545-2
05	Surface flatness	± 0.50%	± 0.20%	ISO-10545-2
06	Colour difference	Unaltered	No Change	ISO-10545-16
STRUCTURAL PROPERTIES				
01	Water Absorption	< 0.50%	< 0.50 %	ISO-10545-3
02	Apparent density	> 2.00 g/cc	> 2.28 g/cc	DIN 51082
MASSIVE MECHANICAL PROPERTIES				
01	Modulus of rupture	Min. 35 N/mm ²	Min. 45 N/mm ²	ISO-10545-4
02	Breaking strength	Min. 1300 N	Min. 2000 N	ISO-10545-4
03	Impact resistance	As per mfg.	Min. 0.55	ISO-10545-5
SURFACE MECHANICAL PROPERTIES				
01	Deep abrasion resistance	Max. 175mm ³	Max. 132mm ³	ISO-10545-6
02	Moh's hardness	Min. 6	7	EN 101
03	Surface Abrasion Resistance	As per mfg.	N. A.	ISO-10545-7

THERMOHYDROMETRIC PROPERTIES

01	Frost resistance	No Damage	Frost proof	ISO-10545-12
02	Thermal shock resistance	No Damage	No Damage	ISO-10545-9
03	Moisture expansion	Nil	Nil	ISO-10545-10
04	Thermal Expansion(COE)	Max. 9.0×10^{-6}	Max. 6.5×10^{-6}	ISO-10545-8
04	Crazing Resistance	As Per Mfg.	N.A.	ISO-10545-11

CHEMICAL PROPERTIES

01	Chemical resistance	No Damage	No Damage	ISO-10545-13
02	Satin resistance	Resistance	Resistance	ISO-10545-14

SAFETY PROPERTIES

01	Slip resistance (friction co efficient)	> 0.40	> 0.40	ISO-10545-17
----	---	--------	--------	--------------

**PACKING
DETAILS**

SIZE	PCS./BOX	WEIGHT / BOX			AREA / BOX
		POLISHED	SATIN	RUSTIC	
600x600mm	4 Pcs.	26.5 Kg.	28.5 Kg.	28.5 Kg.	1.44 Sq. Mtr.

Note : Certain amount of size and shade variation is inherent in all ceramic products. Our conformity to the above fast is applicable only for quality. Colour shown are as accurate as the limitations of the printing process will allow. Prospective customers are advised to inspect a sample of the tile before ordering. Every effort has been made to ensure the accuracy of the information given. However the company reserve the right to change the specification without prior notice. Sometimes variations in shade or size being inherent to ceramic industry may occur. It is suggest to check the tiles before purchase any laying as the company does not accect responsibility once the tiles are laid.

